

1. Introduction

For the vacuum compatible detectors and Piezo mirror mounts we regularly use the following connectors and feedthroughs. All following descriptions of the pinouts show the respective external view of the sockets or plugs. If you want to make your own cables, you have to mirror the graphics for the view of the solder side. The black circles with white numbers shows the pins, the white circles with black numbers show the sockets.

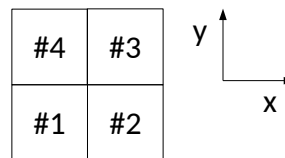
2. Vacuum detectors

The fixed vacuum compatible cable of the detectors ends with connector (1). This connector can be connected either to a vacuum compatible extension cable with the connectors (1) and (3) or to the cable feedthrough (2).

The feedthrough can then be connected on the air side with an extension cable. This has the connector (3) with the exchanged connector housing (4) to fit to the feedthrough. (*)

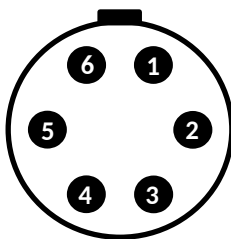
#1 - #4 indicate the quadrants of the sensor as follows:

Product code (Lemo)	Description
(1) FGG.0B.306.CLAD42	6-pin connector, male
(2) SJG.0B.306.CLASV	feedthrough
(3) PHG.0B.306.CLLD42	6-pin connector, female
(4) FGJ.0B.110.CZZ	connector housing



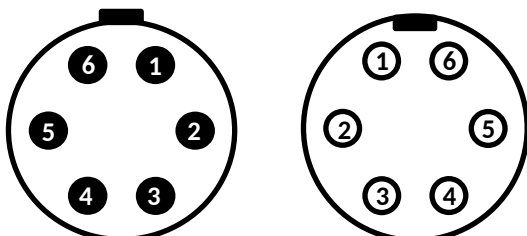
2.1. Pin assignment

Connector (1) on fixed vacuum compatible cable



Pin	Signal	Color
1	GND/shield	black
2	+ 12 V	red
3	#4	blue
4	#1	green
5	#2	yellow
6	#3	white

Vacuum compatible extension cable with male connector (1) and female connector (3).



Pin	Signal	Color
1	GND/shield	black
2	+ 12 V	green
3	#4	yellow
4	#1	orange
5	#2	red
6	#3	brown

Cable type: Lemo - 060260 - 6 x 0.14 mm² shielded PTFE

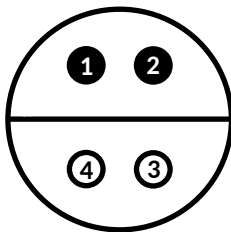
3. Vacuum Piezo mirror mounts (all MRC models)

The fixed vacuum compatible cable on the Piezo mirror mounts ends with connector (5). This connector can either be connected to a vacuum compatible extension cable or to the cable feedthrough (6).

The feedthrough can then be connected on the air side with our standard extension cable. It has the connector (7) where the housing has to be exchanged by one of the standard male connector (8)(*).

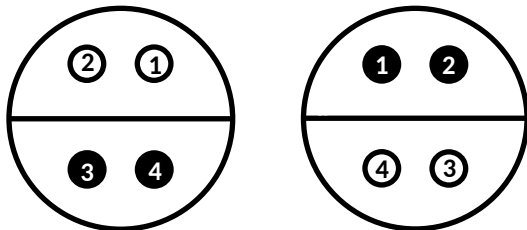
3.1. Pin assignment

Connector (5) on fixed vacuum compatible cable



Cable type: Metrofunk, LiTCT 4 x 0.06 mm² shielded PTFE

Vacuum compatible extension cable with female connector (7) and male connector (5)



Cable type: Lemo - 004260 - 4 x 0.14 mm² shielded PTFE

Product code (Lemo)	Description
(5) FFA.0S.304.CLAC32/37	4-pin connector, male
(6) SWH.0S.304.CLLSV	feedthrough
(7) PCA.0S.304.CLLC32/37	4-pin connector, female
(8) FFA.0S.304.CLAC	housing of male connector

Pin	Signal	Color
1	Y signal	white
2	X signal	brown
3	+122 V	green
4	GND/shield	yellow

Pin	Signal	Color
1	Y signal	orange
2	X signal	red
3	+122 V	brown
4	GND/shield	black

(*) We can provide a description on how to change the connector housing.



MRC-0322-1-e

Contact

MRC Systems GmbH
 Hans-Bunte-Str. 10
 D-69123 Heidelberg, Germany
 Phone: +49 6221/13803-00
 Email: info@mrc-systems.de

Subject to change without prior notice.